

Samsung Multifunction

SMART MultiXpress

K4350LX | K4300LX | K4250RX

The New Way of Printing, Innovated for Smarter Business



**SMARTIFY
YOUR BUSINESS.**
PRINTING INNOVATION.

SAMSUNG
BUSINESS

GO BEYOND YOUR WORK CAPABILITIES WITH SMART PRINT INNOVATION

Take business performance to a new level with smart printing

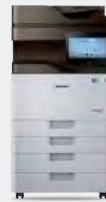
To keep up with the fast-paced business world, businesses today are embracing bring-your-own-device (BYOD) policies. This is leading to more efficient, seamless operations and highly productive, always-on employees using smart intuitive technology in the form of smartphones and cloud computing.

Businesses now want to extend that smart technology to all devices to gain the same level of intuitiveness and flexibility. A printer is no exception. From scanning to printing, printers are expected to have the same smart functionalities as cutting edge mobile devices. Businesses seek smart printing solutions that can be easily managed while still delivering powerful performance at reduced costs.

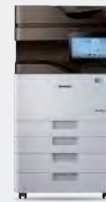
Samsung's new A3 mono multifunction printer (MFP)

SMART MultiXpress K4350LX / K4300LX / K4250RX provides smart usability that allows users to work faster and more efficiently using intuitive, easy-to-use controls. And with high-performance and cost-efficient features, these printers can meet the printing need of businesses that depend on swift operations, while minimizing total cost of ownership (TCO).

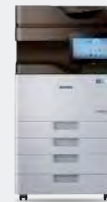
Samsung SMART MultiXpress:



K4350LX
(35 ppm)



K4300LX
(30 ppm)



K4250RX
(25 ppm)



**SMARTIFY
YOUR BUSINESS.**
PRINTING INNOVATION.

WORK SMARTER USING THE LATEST IN INTELLIGENT TOUCH FEATURES

Experience SMART printing, just like using a tablet



**Samsung
SMART UX Center**
powered by Android™



SMART Touch

Touch to print, just like on a tablet

The SMART MultiXpress K4350LX / K4300LX / K4250RX provides innovative usability through Samsung SMART UX Center as the very first Smart Android printing UX. Samsung SMART UX Center is a printing UX based on the Android OS and the first of its kind in the printing industry.

This user-friendly UX provides intuitiveness, usability and extendibility at the same time, which ensures perfect compatibility with various Android-based smart devices.

Enjoy preloaded applications and widgets

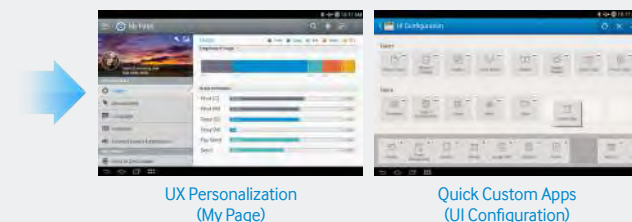
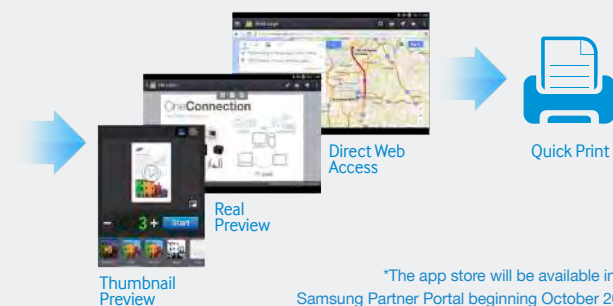
Printing applications are preloaded, including Copy, Scan/Send, Box, Job Status, Counter, Settings, Build Job, Address Book and Help, which provides users with more convenient usability. Plus, there are custom widgets for creating instant, one-tap access to frequently used functions.

SMART Use

Expand use with independent functions and extensibility

The interface also provides the Real Preview function from the preloaded applications, such as Copy, Send and Box. You can further extend usability with direct web access through the web browser to quickly print various web content, such as maps, pictures, emails and more without a PC.

Plus, you can access more useful features and solutions by downloading them through the Samsung printing app store.*



SMART Manage

Personalize the UX through My Page

Enhance the UX by arranging and managing the environment by user with My Page. Simply customize the My Page settings and Quick Menu for each user and you can keep track of an individual's usage, control accessibility and more.

Create custom apps and UIs in a snap

Administrators can create quick custom apps directly on the devices. Instantly respond to different customers with one click by customizing the UI configuration in a maximum of a minute.

SAMSUNG
BUSINESS

PROCESS PRINTS AND SCANS AT SUPER-FAST SPEEDS WITHOUT SACRIFICING QUALITY

Boost productivity with ultra-fast performance

Work fast, wait less

Scan at ultra-high rates

SMART MultiXpress K4350LX / K4300LX / K4250RX printers are equipped with Dual-Scan ADF¹ technology, enabling them to deliver ultra-high, best-in-class scanning speeds. These workhorse MFPs can scan up to 80 single-sided images per minute (ipm)², up to 100 double-sided ipm³ for color and up to 120 double-sided ipm³ for mono.

Faster print processing with zero fuss

SMART MultiXpress K4350LX / K4300LX / K4250RX prints at fast speeds of up to 35 pages per minute (ppm)⁴. A 1 GHz dual-core CPU provides the power and capacity to accomplish print and copy jobs of any size or complexity swiftly. Businesses can work smoothly and operate at a much more efficient level with high-performance speed printing.



Edge Enhancement



Negative Sharpening



De-ICE (Integrated Cavity Effect)



De-Screening

Get sharper-quality print output


Samsung's unique Rendering Engine for Clean Page (ReCP) technology delivers professional-quality output with sharp text and clean images, ensuring a perfect-looking printout every time. The innovative technology automatically sharpens the focus of both graphics and text. And with a superior resolution of 1,200 x 1,200 effective dpi, your scans, printouts and company will always look professional.

¹ Dual-Scan ADF is available on the K4300LX and K4350LX models only.

² 80 single-sided ipm is available on the K4300LX and K4350LX models only.
45 single-sided ipm is available on the K4250RX model only.

³ 100 double-sided ipm for color is available on the K4300LX and K4350LX models only.
120 double-sided ipm for mono is available on the K4300LX and K4350 models only.
18 double-sided ipm is available on the K4250RX model only.

⁴ 35 ppm is available on the K4350LX model only.
30 ppm is available on the K4300LX model only.
25 ppm is available on the K4250RX model only.



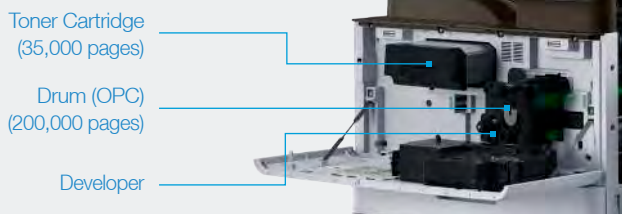
MANAGE OPERATIONAL EXPENSES THROUGH COST-EFFICIENT ATTRIBUTES

Lower your TCO with cost-efficient solutions and supplies

Do more jobs, spend less

Save resources with low TCO printing

Businesses can handle heavy printing volumes while reducing labor costs with SMART MultiXpress K4350LX / K4300LX / K4250RX's ultra-high-yield toner cartridges and drums. Flexible options range from toners that yield up to 35,000 pages, while drums yield 200,000 standard black and white pages. These long-life consumables ensure businesses get the most out of their resources, resulting in lower TCO.



Create the printing environment that suits your needs with customized, cost-efficient solutions

Samsung's Business Core™ Printing Solutions (BCPS) work as efficiently as you do by providing cost-effective and secure print operation, increasing productivity and simplifying management. The solutions require no dedicated server and IT resources and reduce unnecessary printing and supply use, lowering TCO. These essential printing solutions include:

| Business Core Printing Solutions | Benefits |
|--|---|
| SecuThru™ Lite 2 <small>Business Core™ Printing Solutions</small> | Enhances document security and reduces costs with user authentication |
| Secure Login Manager <small>Business Core™ Printing Solutions</small> | Guards valuable data and devices from unauthorized use |
| SmarThru™ Workflow Lite <small>Business Core™ Printing Solutions</small> | Increases productivity with an automated workflow solution |
| Cloud Connector <small>Business Core™ Printing Solutions</small> | Scans to and prints from the cloud with easy, secure access |
| Usage Tracker <small>Business Core™ Printing Solutions</small> | Controls printing expenses by easily tracking device usage per user |



The Samsung Wireless & NFC printing option* can be added to support various mobile printing solutions with just a tap, including:

- **User authentication:** Enable authorized users to tap and print to a Samsung MFP from their mobile devices.
- **Secure printing:** Authorize secure release of documents held in the printer's memory with the BCPS and just a tap on your mobile device.
- **Easy wireless setup:** Configure wireless (IP) print setup from your mobile device without complicated activation steps with just a tap.
- **Device cloning:** Clone standardized functions of an MFP with just a tap on your mobile device.

*The Wireless & NFC option will be available beginning October 2014.



SAMSUNG
BUSINESS

CUSTOMIZE YOUR MFP WITH A FLEXIBLE PRINT SOLUTION

Select from a range of options to create a tailor-made MFP

Configurable devices for optimized performance

Businesses of varying sizes and industries can meet their specific needs with the SMART MultiXpress K4350LX / K4300LX / K4250RX's unique configuration capabilities. Factory-provided modules serve as a basis upon which differing components are chosen along with a wide array of optional components.

Configurations & Options



* K4300 series need Spacer SL-DSK503S to install HVF/Booklet.

Samsung Multifunction **SMART MultiXpress**

K4350LX | K4300LX | K4250RX

Technical details made to support your business

General Specifications

| | |
|-----------------------------|--|
| Speed | - K4350LX: 35 ppm - K4300LX: 30 ppm - K4250RX: 25 ppm |
| Processor | 1 GHz Dual Core |
| Memory | 2 GB DDR3 Memory |
| Operational Panel Interface | 10.1" Color Touch-Panel LCD (960 x 600) USB 2.0, Ethernet 10/100/1000 BaseTX, IEEE802.11 b/g/n (Optional) |
| Duty Cycle. Monthly | - K4350LX: 120,000 pages - K4300LX: 110,000 pages - K4250RX: 100,000 pages |
| Dimensions (W x D x H) | 566 x 610 x 829 mm (22.3" x 24" x 32.6") |
| Weight | K4350LX, K4300LX: 63 kg (inc. DSD), K4250RX: 61.7 kg (inc. RADF) |
| Network Protocols | IP Management (DHCP, BOOTP, AutoIP, SetIP, Static) / Discovery Protocol (SLP, UPnP, Bonjour, DNS, WINS) / Printing Protocol (TCP / IP, LPR, IPP, WSD) / Management Protocol (SNMPv1.2, SNMP3, SMTP, Telnet) / Scan Protocol (SMTP, FTP, SMB, WSD) / Security Protocol (SMB, Kerberos, LDAP, IPsec, EAP) |
| Network Security | SSL / TLS, IPsec, SNMPv3, Protocol & Port Management, IPv6, IP / MAC Filtering, IEEE 802.1x support (Optional) |
| OS Compatibility | - Windows: XP (32 / 64 bit) / 2003 Server (32 / 64 bit) / Vista (32 / 64 bit) / 2008 server (32 / 64 bit) / 7 (32 / 64 bit) / 2008 Server R2 / Windows 8 (32 / 64 bit) / Windows 8.1 (32 / 64 bit) / Windows Server 2012 (32 / 64 bit) / Windows Server 2012 R2 - Mac OS 10.5 - 10.9 - Linux: Red Hat Enterprise Linux 5 / 6, Fedora 11 / 12 / 13 / 14 / 15 / 16 / 17 / 18 / 19, openSUSE 11.0 / 11.1 / 11.2 / 11.3 / 11.4 / 12.1 / 12.2 / 12.3, Ubuntu 10.04 / 10.10 / 11.04 / 11.10 / 12.04 / 12.10 / 13.04, SUSE Linux Enterprise Desktop 10 / 11, Debian 5.0 / 6.0 / 7.0 / 7.1, Mint 13 / 14 / 15 - UNIX: Sun Solaris 9 / 10 / 11 (x86, SPARC), HP-UX 11.0 / 11i v1 / 11i v2 / 11i v3 (PA-RISC, Itanium), IBM AIX 5.1 / 5.2 / 5.3 / 5.4 / 6.1 / 7.1 (PowerPC) |
| Power Consumption | 1.5 W (Sleep) / 200 Wh (Ready) / 1.3 kWh (Max) |

Paper Handling

| | |
|------------------------|---|
| Input Capacity & Types | 2,180 Sheets @ 80 g/m ² (1,140-Sheet Standard + 1,040-Sheet Optional DCF) |
| Media Size | - MP Tray: 98 x 148 mm - 297 x 432 mm (3.8" x 5.8" - 11.7" x 17") - Tray1: 148.5 x 210 mm - 297 x 354 mm (5.8" x 8.2" - 11.7" x 14") - Tray2: 148.5 x 210 mm - 297 x 432 mm (5.8" x 8.2" - 11.7" x 17") |
| Media Type | Plain / Thin / Bond / Hole Punched / Pre-Printed / Recycled / Thin CardStock / Letterhead / Thick / Cotton / Colored / Archive / Thin Glossy / Heavy weight / Extra heavy weight |
| Media Weight | Tray 1&2: 60 - 220 g/m ² (16 - 47 lb) MP Tray: 60 - 175 g/m ² (16 - 59 lb) |
| ADF Document Size | Ledger / Letter / Legal / Oficio / Folio / A3 / A4 / JIS B5 / ISO B5 / Executive / A5 / Statement / Custom |
| ADF Capacity | 100 Sheets @ 80 g/m ² |

Copy Specification

| | |
|---------------------|---|
| First Copy Out Time | - K4350LX: 4.9 sec - K4300LX: 5.5 sec - K4250RX: 6.2 sec |
| Resolution | Up to 600 x 600 dpi |
| Zoom Rate | 25% - 400% |
| Multi Copy | Up to 9,999 |
| Copy Features | ID Copy / N-up / Booklet / Image Repeat / Auto Fit / Book Copy / Poster Copy / Watermark / Image Overlay / Stamp / Covers / Job Build / Preview |

Print Specification

| | |
|----------------------|-----------------------------------|
| Resolution | Up to 1,200 x 1,200 dpi |
| Emulation | PCL5e / PCL6 / PostScript 3 / PDF |
| Direct Print Support | PRN / PDF / TIFF / JPEG / XPS |

Scanner Specification

| | |
|---------------------|--|
| Speed | K4350LX, K4300LX: Simplex 80/80 ipm (Mono / Color), Duplex 120/100 ipm (Mono / Color) K4250RX: Simplex 45/45 ipm (Mono / Color) |
| Compatibility | Network TWAIN, Network SANE |
| Scan File Formats | PDF / Compact PDF / Searchable PDF / JPEG / XPS / TIFF-S / TIFF-M / TIFF (Enhanced) |
| Resolution | 600 x 600 dpi (Optical), 4,800 x 4,800 dpi (Enhanced) |
| Scan to Destination | Email / FTP / SMB / HDD / USB / WSD / PC |

Fax Specification (Optional)

| | |
|---------------|--|
| Modem Speed | 33.6 kbps - 2,400 bps with Automatic Speed Selection |
| Compatibility | ITU-T G3, Super G3 |
| Resolution | 203 x 98 dpi (Std), 203 x 196 dpi (Fin), 300 x 300 dpi (Super. Fine), 600 x 600 dpi (Ultra. Fine) |
| Fax Functions | Auto Redial, Caller ID, Secure Reception, Fax forwarding to Fax / Email / SMB / FTP / Box, Job Build, Preview, Dual line (Opt), etc. |
| Max. Line | 2nd lines |

Options

Double Cassette Feeder (SL-PFP502D)

| | |
|------------------------|--|
| Input Capacity | 1,040 Sheets (520 Sheets x 2) |
| Media Size | 148 x 210 mm - 297 x 432 mm (3.87" x 8.2" - 11.7" x 17") |
| Media Weight | 60 - 220 g/m ² (16 - 59 lb) |
| Dimensions (W x D x H) | 566 x 610 x 265 mm (22.3" x 24" x 10") |
| Weight | 20 kg (44 lb) |

Inner Finisher (SL-FIN501L)

| | |
|------------------------|---|
| Output Capacity | 550 Sheets (Main 500, Top 50) @ 80 gsm |
| Media Size | Main: 98 - 320 mm x 140 - 457.2 mm (3.85" x 12.6" - 5.5" x 17.8") Top: 140 - 297 mm x 210 - 432 mm (5.5" x 11.7" - 8.2" x 17") |
| Media Weight | Main: 52 - 300 g/m ² Top: 52 - 256 g/m ² |
| Staple Capacity | 50 Sheets |
| Dimensions (W x D x H) | 665 x 491 x 220 mm (26.2" x 19.3" x 8.7") |
| Weight | 15 kg (33 lb) |

Job Separator (SL-JSP500S)

| | |
|------------------------|---|
| Media Capacity | 125 Sheets |
| Media Size | 148 x 98 mm - 297 x 432 mm (3.87" x 5.8" - 11.7" x 17") |
| Media Weight | 60 - 220 g/m ² (16 - 59 lb) |
| Dimensions (W x D x H) | 395.3 x 380.5 x 96.6 mm (15.6" x 15" x 3.8") |
| Weight | 1.5 kg (3.3 lb) |

Booklet Finisher (SL-FIN701B)

| | |
|------------------|--|
| Capacity | 65 Sheets Stapling / 2,000 Sheets Stacking |
| Staple Cartridge | 5,000 Staples / Cartridge |
| Stacking | - Top Tray : 250 Sheets (A4/LT @ 80 gsm) - Finishing Tray : 2,000 Sheets (A4/LT @ 80 gsm) |
| Output Stacking | Face Down |

High-volume Finisher (SL-FIN701H)

| | |
|------------------|--|
| Capacity | 65 Sheets Stapling / 3,250 Sheets Stacking |
| Staple Cartridge | 5,000 Staples / Cartridge |
| Stacking | - Top Tray : 250 Sheets (A4/LT @ 80 gsm) - Finishing Tray : 3,000 Sheets (A4/LT @ 80 gsm) |
| Output Stacking | Face Down |

Others

| | |
|-----------|--|
| General | Cabinet, Working Table, Multi-purpose Tray |
| Network | Wireless / NFC Kit, Additional LAN Kit, FDI Kit, Fax Kit, Dual Fax Kit |
| Punch Kit | Auto change 2/3 or 2/4 hole, Swedish 4 |

Consumable

| | |
|-----------------------|--|
| Black Toner Cartridge | Standard: 25,000 pages High-yield: 35,000 pages |
| Black Drum | 200,000 pages Estimated Toner Yields @ 6% coverage For best performance and yield, we recommend using genuine Samsung parts and consumables. |